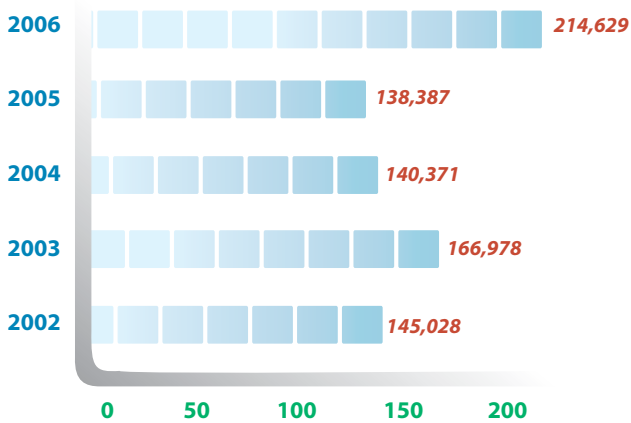


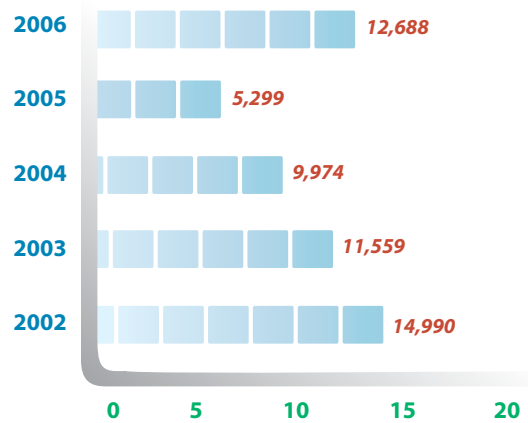


	2006 (RM'000)	2005 (RM'000)	2004 (RM'000)	2003 (RM'000)	2002 (RM'000)
Revenue	214,629	138,387	140,371	166,978	145,028
Profit after tax	12,688	5,299	9,974	11,559	14,990
Group earnings per share (sen)	19	8	15	17	22
Shareholders' funds	162,083	152,230	150,847	144,790	136,792
Paid-up share capital	68,000	68,000	68,000	68,000	68,000
Net assets per share (sen)	241	224	222	213	201
Dividend per share (sen)	8	8	8	8	8

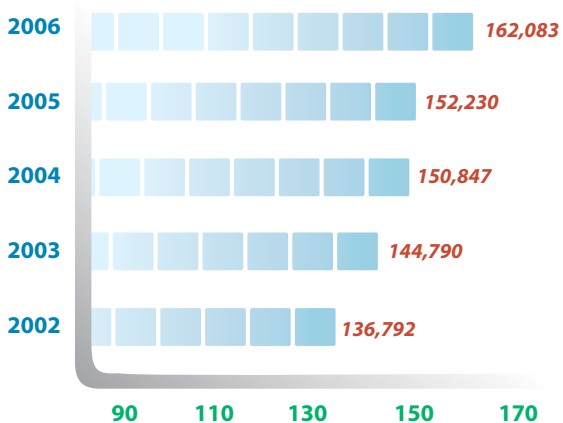
Revenue (RM'000)



Profit After Tax (RM'000)



Shareholders' (RM'000)



Earnings Per Share (sen)

