

FINANCIAL HIGHLIGHTS

	2007 (RM'000)	2006 (RM'000)	2005 (RM'000)	2004 (RM'000)	2003 (RM'000)
Revenue	292,900	241,629	138,387	140,371	166,978
Profit after tax	16,532	12,688	5,299	9,974	11,559
Group earnings per share (sen)	24	19	8	15	17
Shareholders' funds	174,907	162,083	152,230	150,847	144,790
Paid-up share capital	68,000	68,000	68,000	68,000	68,000
Net assets per share (sen)	260	241	224	222	213
Dividend per share (sen)	8	8	8	8	8

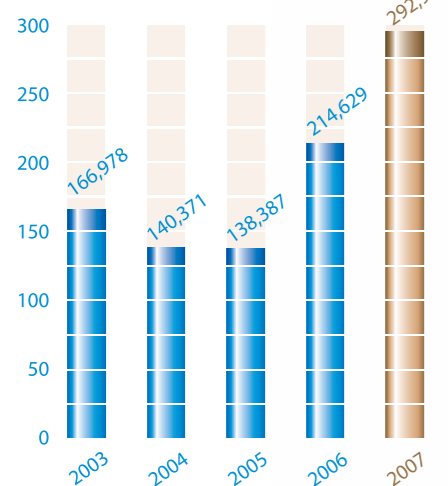
CHAIRMAN'S STATEMENT

Dear valued shareholders,

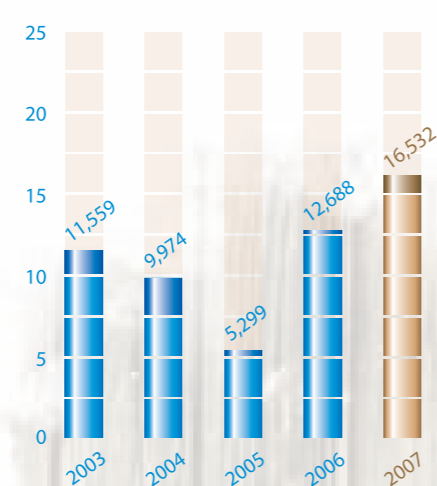
On behalf of the Board of Directors,

I am pleased to present the Annual Report and Accounts of LOH & LOH Corporation Berhad and its group of companies ("LLCB Group") for the financial year ended 31 December 2007.

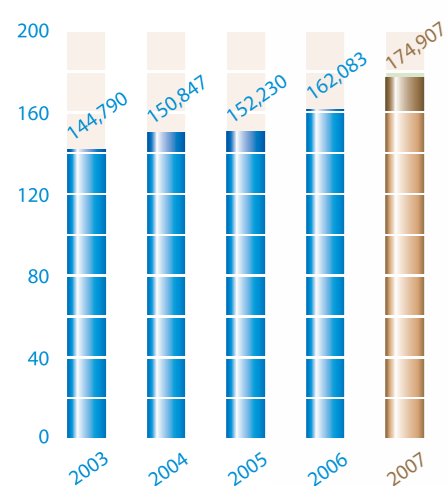
REVENUE
(RM'000)




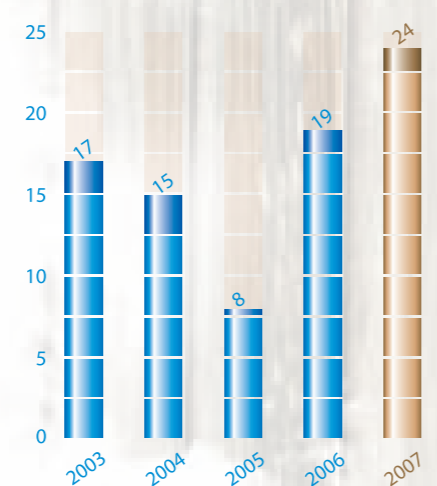
PROFIT AFTER TAX
(RM'000)



SHAREHOLDERS' FUNDS
(RM'000)



EARNINGS PER SHARE
(SEN)



Tan Sri Abdul Rashid bin Abdul Manaf

Intake river gate
- Sandakan